



RenderEdge™

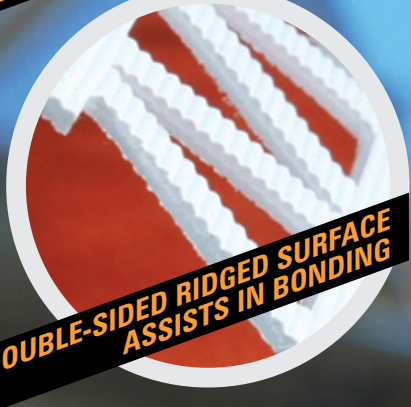
Product Range



**LARGE TRIANGULAR HOLES
FOR SUPERIOR ADHESION**



**ANCHOR SHAPED TOP
LOCKING RENDER INTO CORNERS**



**DOUBLE-SIDED RIDGED SURFACE
ASSISTS IN BONDING**



External Render Trim

The External Render Trim manufactured with an anchor top provides excellent bonding of render material into the corner while the large rectangular holes and double-sided ridging on the render leg assists adhesion to all surfaces.

Code	Barcode	Description	Build Size	Size	Carton Qty
85-RE24-2.5	9315778996426	External Render Trim RenderEdge	2.5mm	2.4m	50
85-RE-2.5	9315778996433	External Render Trim RenderEdge	2.5mm	3m	50
85-RE24-3.5	9315778996440	External Render Trim RenderEdge	3.5mm	2.4m	50
85-RE-3.5	9315778996457	External Render Trim RenderEdge	3.5mm	3m	50
85-RE-6	9315778996464	External Render Trim RenderEdge	6mm	3m	50



External Render Trim 90°

The 90° Render External Trim has the traditional rounded nib specially designed for applications where a light skim coat is required.


Code	Barcode	Description	Build Size	Size	Carton Qty
85-RE9024-2.5	9315778996488	External Render Trim 90° RenderEdge	2.5mm	2.4m	50
85-RE9030-2.5	9315778996495	External Render Trim 90° RenderEdge	2.5mm	3m	50



External Render Trim 135°

The 135° Render External Trim also incorporates the traditional rounded nib and designed for applications where a light skim coat is required. The 135° creates flawless obtuse angles and design features quickly and easily.

Code	Barcode	Description	Build Size	Size	Carton Qty
85-RE135-2.5	9315778996501	External Render Trim 135° RenderEdge	2.5mm	3m	50



Large External Render Trim

The Large External Render Trim is specifically designed for traditional solid render application on brick and blockwork. These surfaces require a larger trim to cover up imperfections. The extra wide render strip increases surface bonding.


Code	Barcode	Description	Build Size	Size	Carton Qty
85-RE-01	9315778997874	Large External Render Trim RenderEdge	4-12mm	3m	40



External Render Archway Trim

Render External Archway Bead creates curved design features and archways quickly with minimal labour. The bead is full flexible and achieves tight rounds.

Code	Barcode	Description	Build Size	Size	Carton Qty
85-REA90-2.5	9315778996518	External Archway Render Trim RenderEdge	2.5mm	3m	50



Render Mesh Trim

The RenderEdge Render Mesh Trim provides extra bonding to base surfaces lacking adhesive elements. The Mesh Trim is designed for Polystyrene and FC applications.

Code	Barcode	Description	Build Size	Size	Carton Qty
85-RMESH-2.5	9315778996556	Render Mesh Trim RenderEdge	2.5mm	3m	50
85-RMESH-3.5	9315778997294	Render Mesh Trim RenderEdge	3.5mm	3m	50



L-Bead 10mm Tearaway

RenderEdge Tearaway L Bead has a protective 'tearaway' strip essential when rendering up to a painted or finished surface such as window frames. The tearaway strip acts as a guide for trowelling while making clean up quick and easy by simply removing the strip.

Code	Barcode	Description	Build Size	Size	Carton Qty
85-RTLB-2.5	9315778996525	L Bead 10mm Tearaway RenderEdge	2.5mm	3m	50



Window Sill Trim

Render Window Sill Trim is the perfect finish for sills when installing the polystyrene cladding systems. The built in 15° angle ensures moisture run-off while the smooth finish provides an excellent surface for further render/paint applications.

Code	Barcode	Description	Build Size	Size	Carton Qty
85-RWS40-3.5	9315778996693	Window Sill Trim 40mm RenderEdge	3.5mm	3m	50
85-RWS60-3.5	9315778996709	Window Sill Trim 60mm RenderEdge	3.5mm	3m	50
85-RWS75-3.5	9315778996716	Window Sill Trim 75mm RenderEdge	3.5mm	3m	50
85-RWS40-6	9315778996723	Window Sill Trim 40mm RenderEdge	6mm	3m	50
85-RWS60-6	9315778996730	Window Sill Trim 60mm RenderEdge	6mm	3m	50
85-RWS75-6	9315778996747	Window Sill Trim 75mm RenderEdge	6mm	3m	50



Starter Trim

Render Starter Trim's are designed as a starting channel for quick installation of polystyrene panels and FC sheet. The extended back is pre-punched for quick fixing to framing. Holes in the base assist with drainage. Trim extensions allow for a drip line reducing the chance of moisture flow to the render surface.

Code	Barcode	Description	Build Size	Size	Carton Qty
85-RST07-2.5	9315778997850	Starter Trim 7.5mm RenderEdge	2.5mm	3m	50
85-RST07-3.5	9315778996624	Starter Trim 7.5mm RenderEdge	3.5mm	3m	50
85-RST40-3.5	9315778996631	Starter Trim 40mm RenderEdge	3.5mm	3m	35
85-RST50-3.5	9315778997768	Starter Trim 50mm RenderEdge	3.5mm	3m	25
85-RST60-3.5	9315778996648	Starter Trim 60mm RenderEdge	3.5mm	3m	25
85-RST75-3.5	9315778996655	Starter Trim 75mm RenderEdge	3.5mm	3m	20
85-RST100-3.5	9315778997805	Starter Trim 100mm RenderEdge	3.5mm	3m	20
85-RST40-6	9315778996662	Starter Trim 40mm RenderEdge	6mm	3m	35
85-RST50-6	9315778997782	Starter Trim 50mm RenderEdge	6mm	3m	25
85-RST60-6	9315778996679	Starter Trim 60mm RenderEdge	6mm	3m	25
85-RST75-6	9315778996686	Starter Trim 75mm RenderEdge	6mm	3m	20
85-RST100-6	9315778997829	Starter Trim 100mm RenderEdge	6mm	3m	20



Reveal Trim

Render Reveal Trims create a pre-finish for window and door reveals. Installation is quick, easy and mess free.

Code	Barcode	Description	Build Size	Size	Carton Qty
85-RRV40-3.5	9315778996563	Reveal Trim 40mm RenderEdge	3.5mm	3m	50
85-RRV60-3.5	9315778996570	Reveal Trim 60mm RenderEdge	3.5mm	3m	50
85-RRV75-3.5	9315778996587	Reveal Trim 75mm RenderEdge	3.5mm	3m	50
85-RRV40-6	9315778996594	Reveal Trim 40mm RenderEdge	6mm	3m	50
85-RRV60-6	9315778996600	Reveal Trim 60mm RenderEdge	6mm	3m	50
85-RRV75-6	9315778996617	Reveal Trim 75mm RenderEdge	6mm	3m	50



Render Expansion Joint - Universal

Render Expansion Joint allows structural movement between two surfaces. Lineal features can also be created with the incorporation of the RenderEdge Expansion Joint.

Code	Barcode	Description	Build Size	Size	Carton Qty
85-EXP	9315778997744	Expansion Joint Uni RenderEdge	2.5, 3.5, 6mm	3m	40

RenderEdge Specification Table - Which RenderEdge Trim best suits your needs?

Product Specifics				Surface Application			
Product	Build Size	Width	Length	Brick	Masonry	Polystyrene	FC
Large Render External Trim	4-12mm	N/A	3.0m	✓	✓	✓	
Render External Trim	2.5, 3.5, 6mm	N/A	2.4m (2.5, 3.5), 3.0m	✓	✓	✓	✓
Render Starter Trim	3.5, 6mm	7.5, 40, 50, 60, 75, 100mm	3.0m			✓	✓
Render Reveal Trim	3.5, 6mm	40, 60, 75mm	3.0m			✓	
Render Window Sill Trim	3.5, 6mm	40, 60, 75mm	3.0m			✓	
Render Expansion Joint	2.5, 3.5, 6mm	N/A	3.0m	✓	✓	✓	✓
Render Tearaway L-Bead	2.5mm	10mm (Tearaway Strip)	3.0m	✓	✓	✓	✓
Render Mesh Trim	2.5, 3.5mm	N/A	3.0m			✓	✓
90° Render External Trim	2.5mm	N/A	2.4, 3.0m	✓	✓	✓	✓
135° Render External Trim	2.5mm	N/A	3.0m	✓	✓	✓	✓
Render External Archway	2.5mm	N/A	3.0m	✓	✓	✓	✓



Technical Information:

The fixing substrate is to be true and free of foreign matter that may affect the adhesion of the RenderEdge trim. Apply a full bed of patch render (following the render manufacturers recommendations) to the RenderEdge trim and apply with pressure to target the area ensuring that the RenderEdge trim is fully adhered to the substrate. Remove excess render material before it cures. Do not install RenderEdge trims with Construction Adhesives. Reveal and Sill trims should be flushed clean with acetone cleaner prior to applying sealant for gap filling purposes.



Distributed by: WALLBOARD TOOL COMPANY PTY LTD: PO BOX 2508 Burleigh MDC QLD 4220

Telephone: 1300 653 177 Facsimile: 1300 657 442 Email: sales@wallboardtools.com.au Website: www.renderedge.com.au